


ego4u-Calendar 2009

Flashcards



watermelon

orange

banana

pineapple

kiwi

lemon

grapes

raspberry

peach

**bicycle/
bike**

ship

**lorry/
truck**



car

plane

bus

train

**motorcycle/
motorbike**

van

hair dryer

toothbrush

hairbrush

comb

bath tub

mirror



toilet paper

soap

towel

laptop

keyboard

printer

computer

mousepad

CD ROM

mouse

scanner

**monitor /
screen /
display**



budgie

guinea pig

parrot

hamster

goat

bunny

chicken

chinchilla

goldfish

watch

bracelet

ring



earring

necklace

pendant

scarf

jewellery box

broach

**doctor/
physician/
GP**
(general practitioner)

thermometer

patient

plaster

syringe

nurse



bandage

**blood pressure
gauge/
sphygmo-
manometer**

medicine

coffee

tea

water

cola

milk

cocktail

beer

red wine

**cocoa/
hot chocolate**



**cake shovel/
cake server**

can opener

egg whisk

ladle

sieve

grater

cooking pot



frying pan

oven mitten

swan

ostrich

goose



owl

pheasant

duck

turkey

peacock

seagull

tomato

cucumber

lettuce

onion

carrot

yellow pepper



**red radish/
small radish**

zucchini

**eggplant/
aubergine**

amaryllis

holly

fir

sunflower

orchid

cactus

**clover/
shamrock/
trefoil**

water lily

rose

How to use the cards

Simple Vocabulary Cards

Print out the pages in duplex print and cut out the cards. Look at a picture and say the word. When playing with friends, you can test each other. For each correct answer, give one point.

Find Pairs

Print each page on a separate sheet and cut out the cards. Choose one or two topics and put these cards upside down on the table. Now try to find pairs as quickly as possible. Pairs (word + picture) will be put aside. If the two cards do not make a pair, put them back and try again.

You can also play this game with friends. Everyone who finds a pair, can keep it and try again. If the cards do not make a pair, they will be put back and it is the next player's turn.

What is it?

Only one player can see the word, the others have to guess. Whoever finds out what it is, will be the next person to see a card. There are several ways to play this game:

- one player explains the word, draws or mimes it
- the other players ask questions that can only be answered with Yes or No

Topics

For this game, you only print out the odd page numbers (pictures). Every player receives a sheet of the calendar where you will find all the items to be collected. The cards with the items are distributed among all players. The first player begins and asks another player whether he / she has a certain picture, e.g.:

Jane, have you got a cat? / Tom, have you got a picture with somebody who is swimming?

If the other player has the card, he/she has to give it to the first player, who will then be allowed to ask another player for another card. If the other player does not have the card, it is the next player's turn. Winner is who has first collected all of the nine items on his / her calendar sheet.